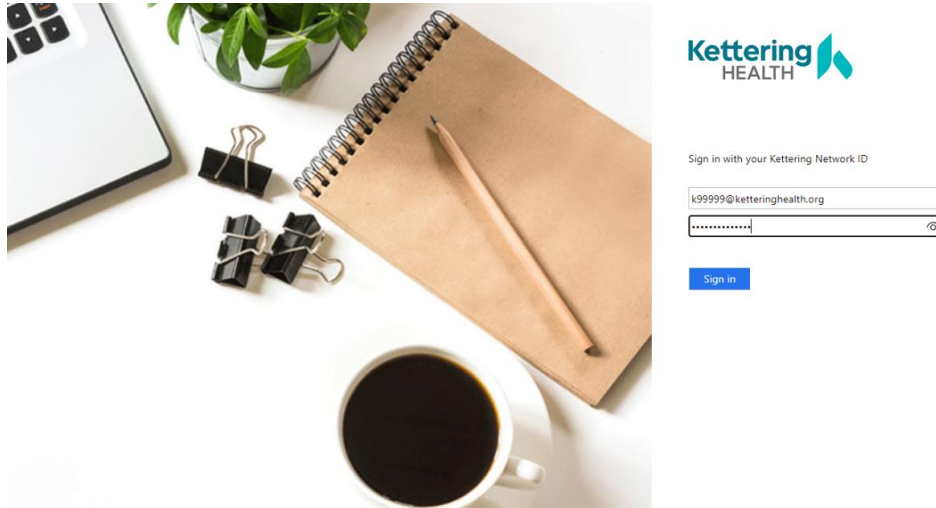


Login instructions for the Secure Access Portal (SAP)

Open a browser and navigate to [HTTPS://connect.ketteringhealth.org](https://connect.ketteringhealth.org)

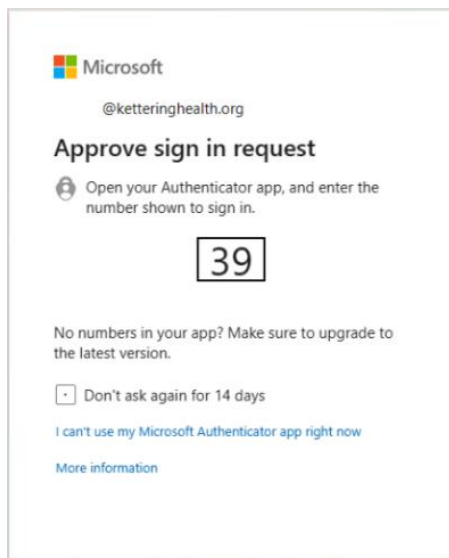
You will be directed to the Federation page:



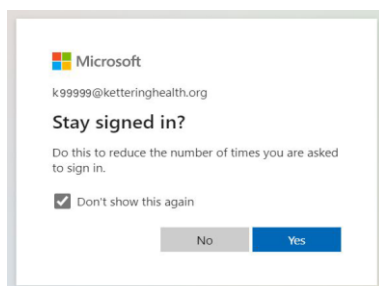
You will then be prompted for your username password. Type your network ID (with or without the @ketteringhealth.org) and password, then click sign in.

A push notification will be sent to your phone. Type the number in the box into the push notification sent to your phone.

Note: You may select the “Do not ask for 14 days” checkbox to reduce the number of phone prompts you get.

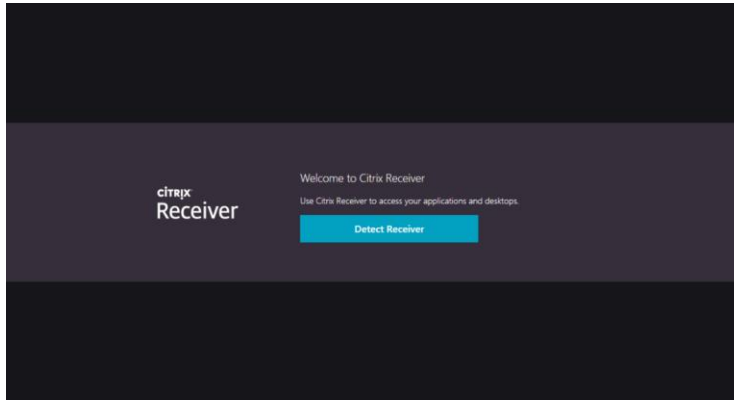


Click yes or no on the “Stay logged in?” prompt.

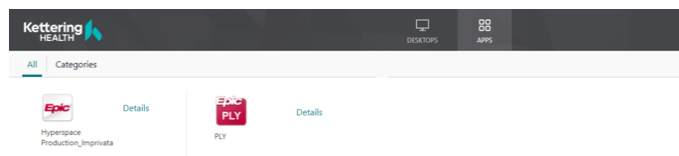


The first time you login, you may see this prompt.

Click the Detect Receiver button.



You will now see the applications that are published for you.



If you need to launch a desktop, click on the Desktops tab at the top.

